


1/35 MILITARY MINIATURE VEHICLE UPGRADE SERIES PE35974

# T-34/85 & T-34/122 Fenders

## T-34/85 及 T-34/122 翼子板

[For RFM 5013]

### 推荐使用工具 RECOMMENDED TOOLS



快干胶  
Super glue

尖嘴钳  
Needle nose pliers

镊子  
Tweezers

美工刀  
Craft knife

笔钻  
pin vice

↑  
安装  
install

↩  
折叠  
bend

**A1**  
改造件零件编号  
PE/resin part number

**B12**  
原零件编号  
kit part number

**G22**  
被替换的原零件编号  
replaced kit part number

✂  
切除  
remove

🔪  
打磨  
grind off

🔄  
弧度卷曲  
radial bending

🔧  
钻孔  
drill

⚠  
注意  
caution

🔪  
扩孔  
ream

✖  
制作若干组  
multiple assembly

🔧  
填补  
fill

↔  
选择安装  
alternative

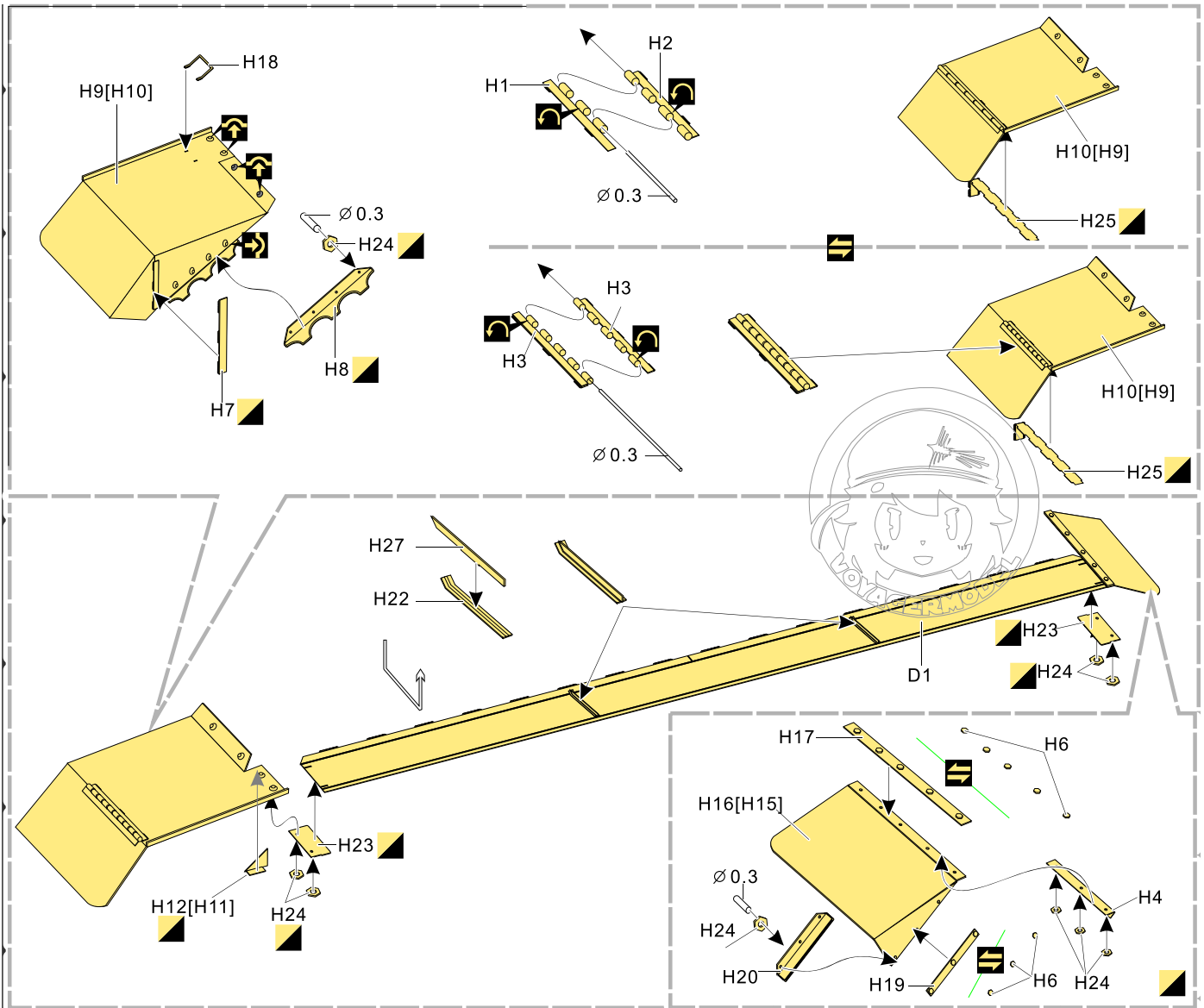
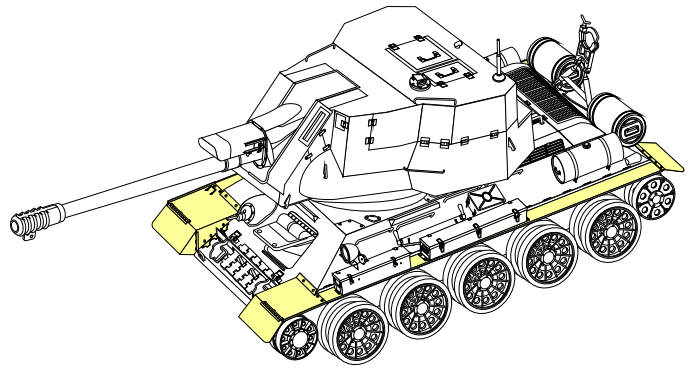
🔄  
另一侧相同制作  
repeat on opposite side

⬇  
用尖端在凹槽处冲压  
use penpoint to press on the dent

🔪  
蚀刻片零件内侧面向上  
Put the part upside down

🔪  
用笔尖在凹槽处刻  
Use penpoint to press on the dent

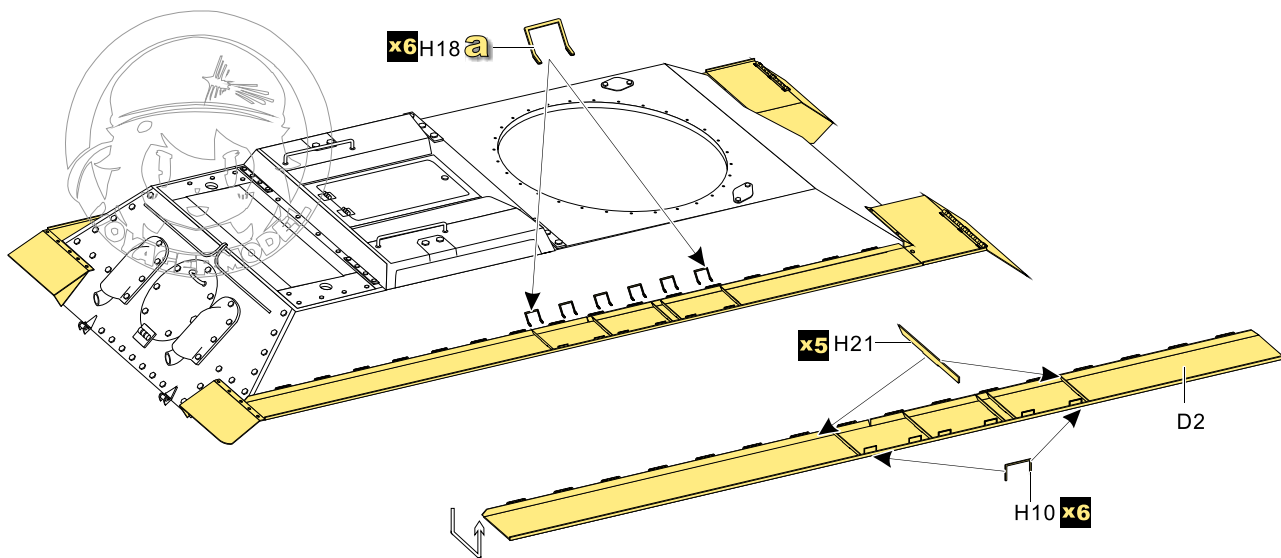
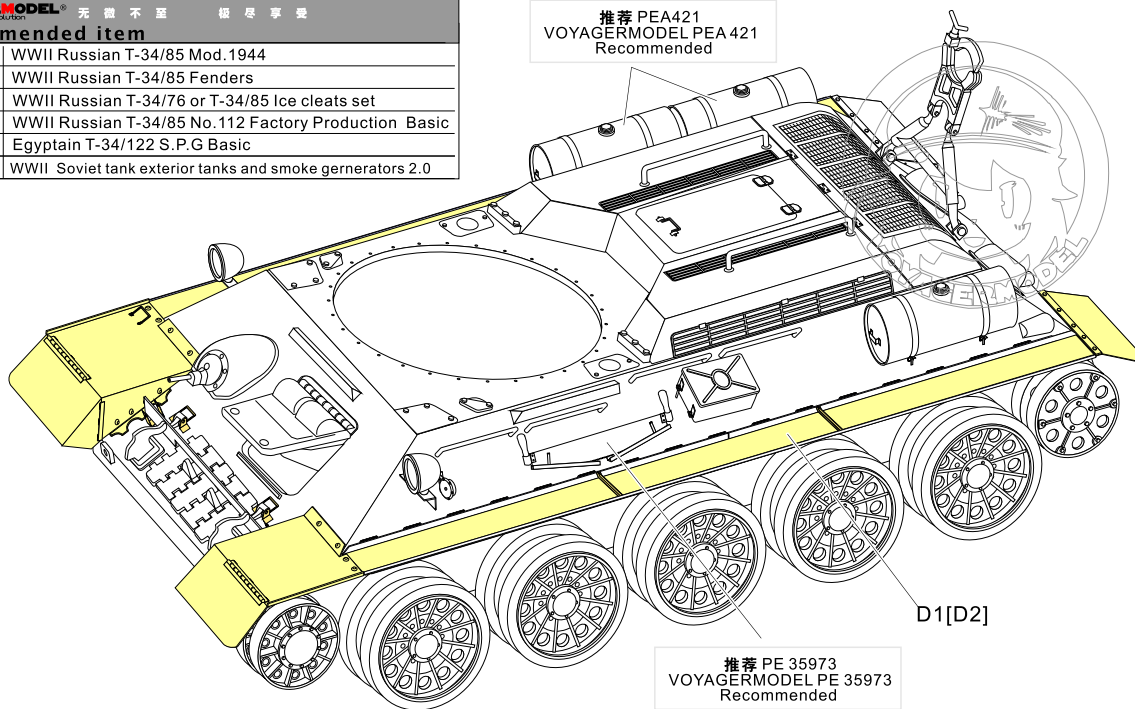
🌀  
制作线圈  
make coil




1/35 MILITARY MINIATURE VEHICLE UPGRADE SERIES PE35974

<b>VOYAGERMODEL®</b> 无微不至 极致享受	
<b>Recommended item</b>	
PE 35124	WWII Russian T-34/85 Mod.1944
PE 35770	WWII Russian T-34/85 Fenders
PEA 079	WWII Russian T-34/76 or T-34/85 Ice cleats set
PE 35769	WWII Russian T-34/85 No.112 Factory Production Basic
PE 35973	Egyptain T-34/122 S.P.G Basic
PEA 421	WWII Soviet tank exterior tanks and smoke gernerators 2.0

推荐 PEA421  
VOYAGERMODEL PEA 421  
Recommended



<http://www.voyagermodel.com/productdetails.asp?itemid=PE35974>



更多PE35974样品照片参考请扫一扫  
MORE PICTUER OF PE 35974  
REFERENCE SCAN HERE

